



Ministry of Health and Family Welfare

UPDATES on COVID-19

India sees an unprecedented surge in Recoveries

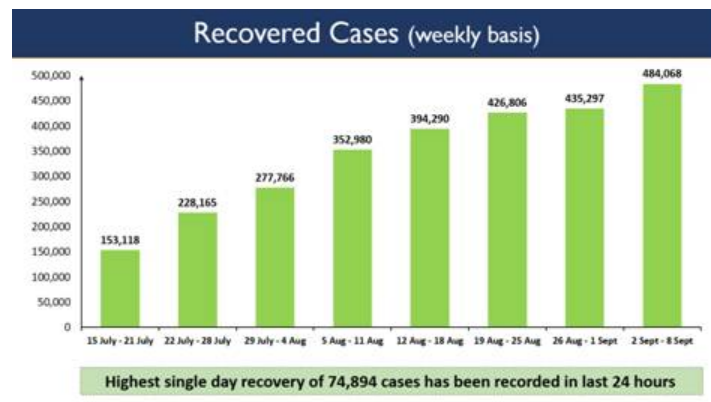
Nearly 75,000 recoveries in last 24 hours

Total number of Recovered Cases nearly 34 lakh

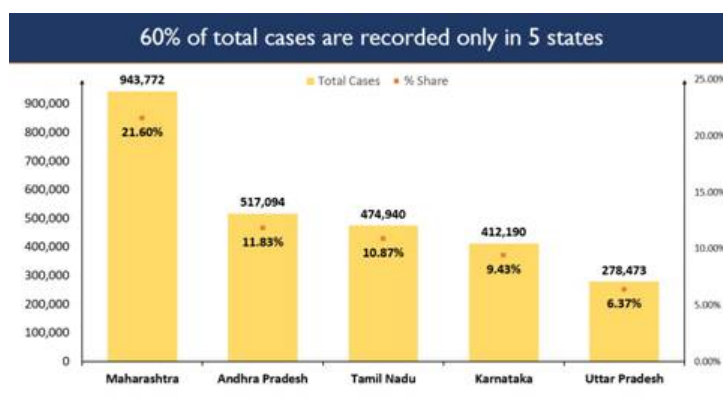
Posted On: 09 SEP 2020 11:45AM by PIB Delhi

In the last 24 hours, India has scaled a new high of recoveries. The total number of recovered patients in a single day has surged to a record **74,894**.

With this, the total number of recoveries has touched **33,98,844** taking the Recovery Rate to **77.77%**. The total number of recoveries on a weekly basis has increased from 1,53,118 during the third week of July to 4,84,068 in the first week of September 2020.

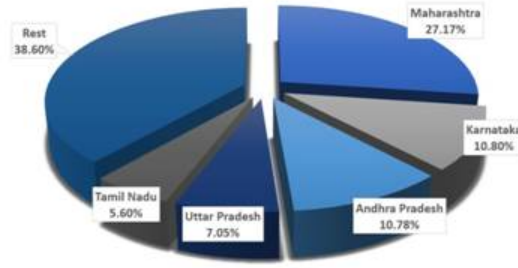


A total of **89,706** new cases have been reported in the last 24 hours, of which Maharashtra has alone contributed more than 20,000 and Andhra Pradesh has contributed more than 10,000. 60% of the new cases are reported from only 5 States.



The total number of active cases in the country stands at **8,97,394** as on date. Maharashtra is leading this tally with more than 2,40,000 whereas Karnataka and Andhra Pradesh follow with more than 96,000 each. Five States of Maharashtra, Karnataka, Andhra Pradesh, Uttar Pradesh and Tamil Nadu contribute 61% of the total active cases.

5 states account for ~61% of total active cases in the country



A total of **1,115** deaths have been registered in the past 24 hours. Maharashtra has reported 380 deaths followed by Karnataka with 146 deaths, whereas Tamil Nadu has logged 87 deaths.

#	Name of State / UT	Active cases	Confirmed cases			Cumulative Cured/ Discharged/Migrated Cases			Cumulative Deaths		
			As on 09.09.2020	As on 08.09.2020	Change since yesterday	As on 09.09.2020	As on 08.09.2020	Changes since yesterday	As on 09.09.2020	As on 08.09.2020	Change since yesterday
TOTAL CASES		897394	4370128	4280422	89706	3398844	3323950	74894	73890	72775	1115
1	Maharashtra	243809	943772	923641	20131	672556	659322	13234	27407	27027	380
2	Karnataka	96937	412190	404324	7866	308573	300770	7803	6680	6534	146
3	Andhra Pradesh	96769	517094	506493	10601	415765	404074	11691	4560	4487	73
4	Uttar Pradesh	63256	278473	271851	6622	211170	205731	5439	4047	3976	71
5	Tamil Nadu	50213	474940	469256	5684	416715	410116	6599	8012	7925	87
6	Telangana	31654	147642	145163	2479	115072	112587	2485	916	906	10
7	Assam	29206	130823	128244	2579	101239	99076	2163	378	370	8
8	Odisha	28628	131382	127892	3490	102185	99398	2787	569	556	13
9	Chhattisgarh	26915	50114	47280	2834	22792	22177	615	407	395	12
10	Kerala	23280	92515	89489	3026	68863	66997	1866	372	359	13
11	West Bengal	23254	186956	183865	3091	160025	157029	2996	3677	3620	57
12	Delhi	22377	197135	193526	3609	170140	168384	1756	4618	4599	19
13	Madhya Pradesh	17205	77323	75459	1864	58509	56909	1600	1609	1589	20
14	Haryana	16890	81059	78773	2286	63315	61611	1704	854	829	25
15	Gujarat	16319	106804	105509	1295	87352	85907	1445	3133	3120	13
16	Punjab	16230	67547	65583	1964	49327	47020	2307	1990	1923	67



17	Jharkhand	15438	55296	52620	2676	39362	37550	1812	496	482	14
18	Bihar	15346	150502	149027	1475	134391	132145	2246	765	761	4
19	Rajasthan	15090	94126	92536	1590	77872	76427	1445	1164	1151	13
20	J&K (UT)	11859	45925	44570	1355	33251	32760	491	815	801	14
21	Uttarakhand	8261	26094	25436	658	17473	17123	350	360	348	12
22	Tripura	6903	16717	16135	582	9653	9342	311	161	152	9
23	Puducherry	4831	17749	17316	433	12581	12135	446	337	325	12
24	Goa	4499	21630	21173	457	16875	16427	448	256	245	11
25	Chandigarh	2334	6372	5995	377	3960	3734	226	78	74	4
26	Himachal Pradesh	2326	7831	7660	171	5445	5370	75	60	56	4
27	Manipur	1683	7202	7106	96	5480	5358	122	39	38	1
28	Arunachal Pradesh	1670	5402	5180	222	3723	3596	127	9	8	1
29	Meghalaya	1343	3076	3034	42	1716	1560	156	17	17	0
30	Ladakh (UT)	856	3102	3064	38	2211	2211	0	35	35	0
31	Sikkim	538	1958	1939	19	1413	1396	17	7	5	2
32	Nagaland	496	4245	4220	25	3739	3685	54	10	10	0
33	Mizoram	378	1123	1114	9	745	735	10	0	0	0
34	A&N Islands	307	3392	3359	33	3035	2997	38	50	50	0
35	D&D & D&N	294	2617	2590	27	2321	2291	30	2	2	0
36	Lakshadweep	0	0	0	0	0	0	0	0	0	0

MV/SJ

HFW/COVID States data/9September2020/1

(Release ID: 1652545) Visitor Counter : 288

Read this release in: Hindi , Marathi , Assamese , Manipuri , Bengali , Punjabi , Gujarati , Odia , Tamil , Telugu , Malayalam