



Ministry of Health and Family Welfare

India crosses a landmark milestone- More than 1 crore vaccine doses administered against COVID19



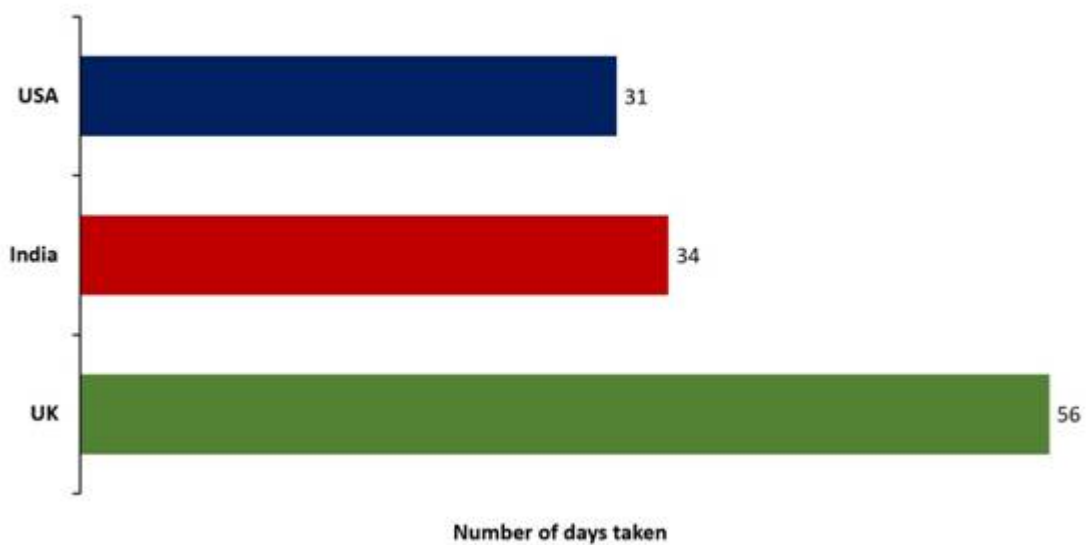
No new COVID19 Fatality reported in 16 States/UTs in the last 24 hours

Posted On: 19 FEB 2021 2:12PM by PIB Delhi

India has crossed a significant milestone in the fight against the global pandemic. As on 19thFebruary, 2021, till 8:00 AM, the cumulative vaccine doses administered to healthcare and frontline workers against COVID19 in the country have **surpassed 1 crore**.

India took 34 days to achieve the landmark feat of 1 crore vaccinations, the second fastest in the world.

Global Comparison: Countries that achieved 1 crore vaccinations



Source: Our World in Data and multiple news articles

A total of **1,01,88,007** vaccine doses have been administered through **2,11,462** sessions, as per the provisional report till 8 am today. These include **62,60,242** HCWs (1st dose), **6,10,899** HCWs (2nd dose) and **33,16,866** FLWs (1st dose).

The 2nd dose of COVID19 vaccination started on 13th February, 2021 for those beneficiaries who have completed 28 days after receipt of the 1st dose. Vaccination of the FLWs started on 2nd Feb 2021.



S. No.	State/UT	Beneficiaries vaccinated		
		1st Dose	2nd Dose	Total Doses
1	A & N Islands	4,347	495	4,842
2	Andhra Pradesh	3,86,770	51,996	4,38,766
3	Arunachal Pradesh	18,359	2,941	21,300
4	Assam	1,38,795	7,953	1,46,748
5	Bihar	5,06,688	33,419	5,40,107
6	Chandigarh	11,381	423	11,804
7	Chhattisgarh	3,21,706	14,425	3,36,131
8	Dadra & Nagar Haveli	4,493	114	4,607
9	Daman & Diu	1,640	94	1,734
10	Delhi	2,49,791	11,188	2,60,979
11	Goa	13,862	356	14,218
12	Gujarat	8,11,152	28,047	8,39,199
13	Haryana	2,03,766	16,500	2,20,266



14	Himachal Pradesh	90,908	68,031	1,58,939
15	Jammu & Kashmir	1,77,795	3,756	1,81,551
16	Jharkhand	2,38,852	8,595	2,47,447
17	Karnataka	5,19,158	63,533	5,82,691
18	Kerala	3,86,901	23,948	4,10,849
19	Ladakh	4,436	290	4,726
20	Lakshadweep	1,809	115	1,924
21	Madhya Pradesh	6,11,640	0	6,11,640
22	Maharashtra	8,14,682	24,884	8,39,566
23	Manipur	35,834	901	36,735
24	Meghalaya	21,674	607	22,281
25	Mizoram	13,731	1,384	15,115
26	Nagaland	18,398	2,661	21,059
27	Odisha	4,29,212	53,401	4,82,613
28	Puducherry	7,661	454	8,115
29	Punjab	1,16,199	5,575	1,21,774
30	Rajasthan	7,47,420	15,493	7,62,913



31	Sikkim	10,143	357	10,500
32	Tamil Nadu	3,09,692	20,125	3,29,817
33	Telangana	2,79,832	73,281	3,53,113
34	Tripura	79,030	6,766	85,796
35	Uttar Pradesh	10,52,431	18,464	10,70,895
36	Uttarakhand	1,26,454	4,246	1,30,700
37	West Bengal	5,83,613	23,922	6,07,535
38	Miscellaneous	2,26,853	22,159	2,49,012
	Total	95,77,108	6,10,899	1,01,88,007

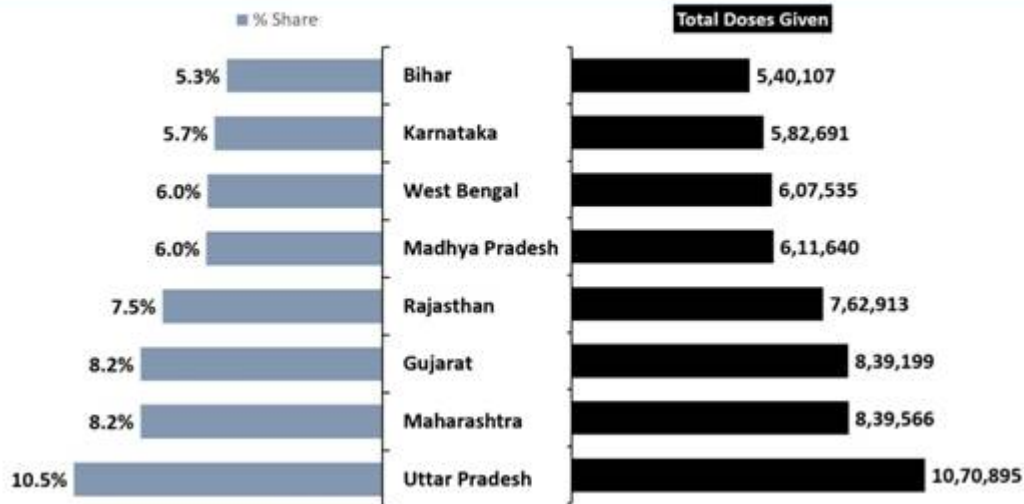
As on Day-34 of the vaccination drive (18th February, 2021), total **6,58,674 vaccine** doses were given. Out of which, **4,16,942** beneficiaries were vaccinated across **10,812** sessions for 1st dose (HCWs and FLWs) and **2,41,732 HCWs** received 2nd dose of vaccine.

The country is witnessing a progressive increase in the vaccination day by day.

8 States account for **57.47%** of the total vaccine doses administered in India. Uttar Pradesh alone accounts for 10.5% (10,70,895).

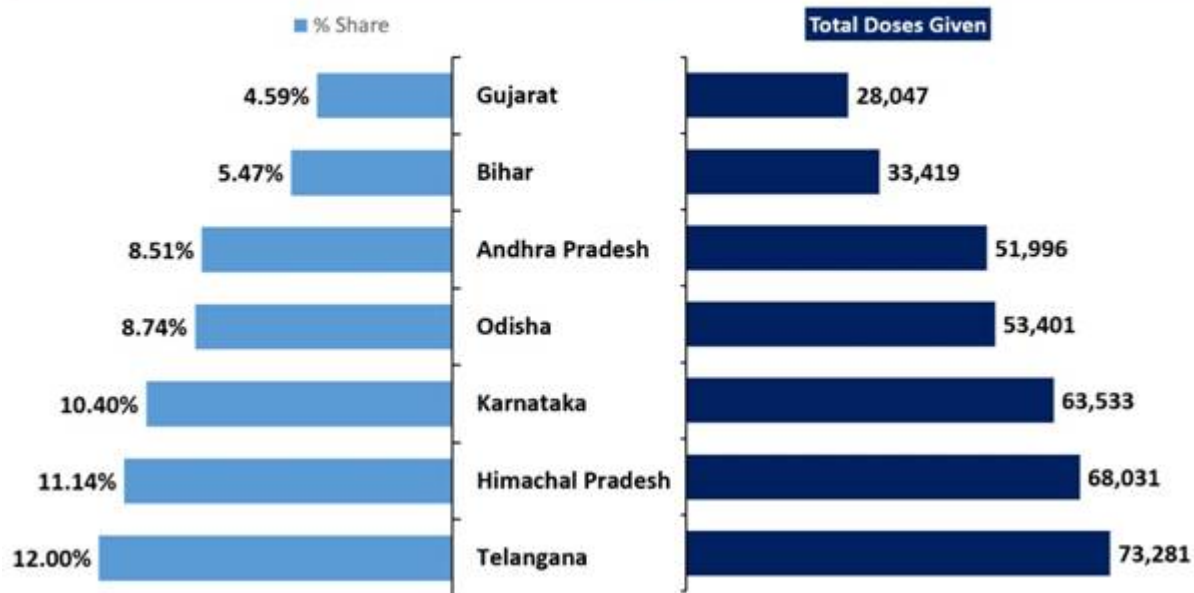


57% of total doses given are in 8 States



7 States account for **60.85%** of the second vaccine doses administered in India. Telangana leads all the states with a 12% share of second doses (73,281 beneficiaries) administered in the country.

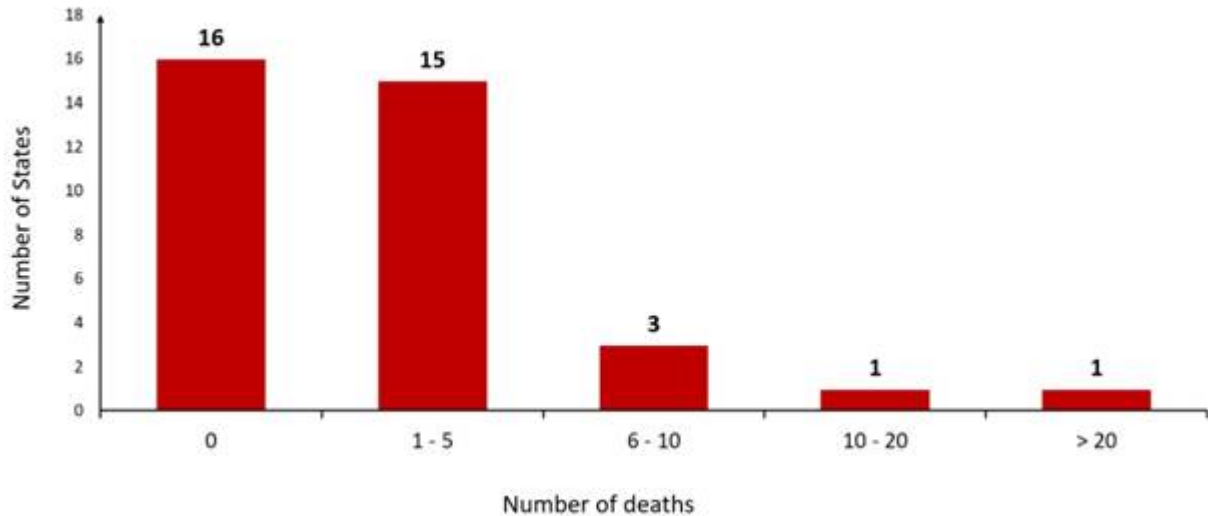
61% of second doses given are in 7 States



Sixteen States/UTs have not reported any COVID19 deaths in the last 24 hours. These are Gujarat, Himachal Pradesh, Goa, Jharkhand, Meghalaya, Puducherry, Chandigarh, Manipur, Mizoram, Lakshadweep, Sikkim, Arunachal Pradesh, Ladakh (UT), Tripura, A&N Islands and D&D & D&N.

Fifteen States/UTs reported between 1-5 deaths and 3 States/UTs reported between 6-10 deaths.

Distribution of deaths in the last 24 hours



India's total Active Caseload currently stands at **1.39 lakh (1,39,542)** today. The active caseload now is **1.27%** of India's total Positive Cases.

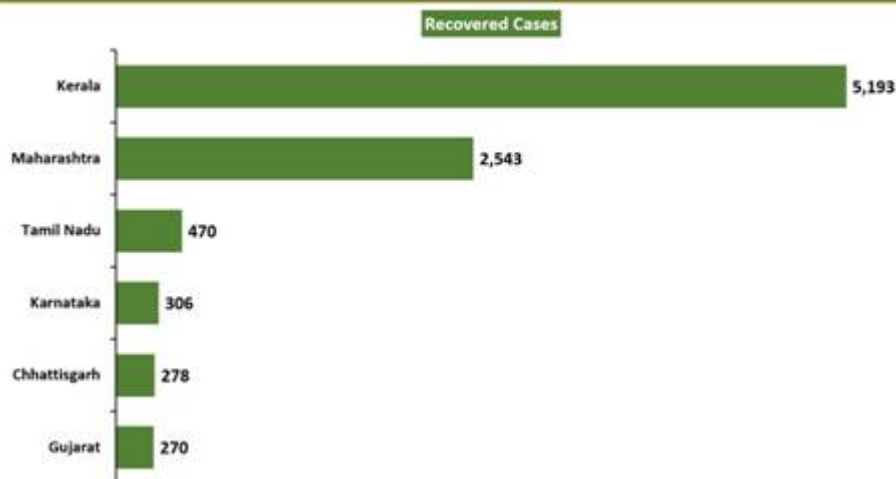
India's cumulative recoveries stand at 1.06cr (**1,06,67,741**) today. The Recovery Rate is **97.30%**.

10,896 patients have recovered and discharged in the last 24 hours.

83.15% of the new recovered cases are observed to be concentrated in 6 States.

Kerala has reported the maximum number of single day recoveries with 5,193 newly recovered cases. 2,543 people recovered in Maharashtra in the past 24 hours followed by 470 in Tamil Nadu.

83% of new recovered cases reported only in 6 States



13,193 new daily cases have been recorded in the last 24 hours.

f **86.6%** of the daily new cases are from 6 States.

t Maharashtra reports the highest daily new cases at 5,427. It is followed by Kerala with 4,584, while Tamil Nadu reported 457 new cases.



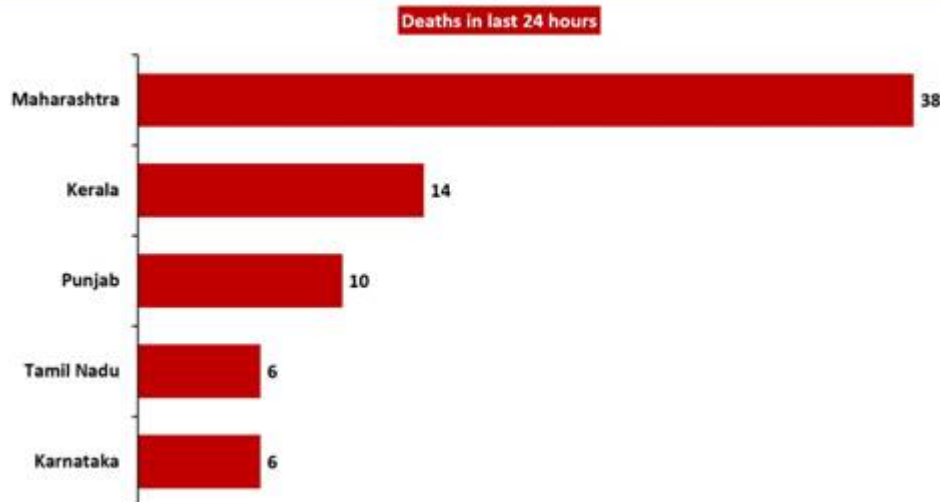
87% of new cases reported in only 6 States




97 fatalities have been recorded in the last 24 hours.


Five States account for **76.29%** of the daily deaths. Maharashtra saw the maximum casualties (38). Kerala follows with 14 daily deaths and Punjab reported 10 casualties.


76% of new deaths reported only in 5 States



MV/SJ

 HFW/COVID States data/19thFebruary2021/1

 (Release ID: 1699353) Visitor Counter : 533

 Read this release in: Tamil , Urdu , Hindi , Marathi , Assamese , Bengali , Manipuri , Punjabi , Gujarati , Telugu , Malayalam



